



Extraction of first tranverse moment of Sivers and g_{1T}^\perp PDFs from polarized SIDIS COMPASS data

Justin Cammarota-Lebanon Valley College
Bakur Parsamyan-CERN and INFN, Sezione di Torino



Abstract

As part of its program, COMPASS is exploring the transverse spin structure of the nucleon by measuring nucleon spin dependent azimuthal asymmetries in semi-inclusive deep inelastic scattering (SIDIS). These asymmetries are related to the specific convolutions of certain transverse- momentum-dependent (TMD) *twist-2* and *higher twist* parton distribution functions (PDFs) and fragmentation functions (FFs). The TMD PDFs play a fundamental role describing the parton-longitudinal and -transverse momenta distributions and their correlations with nucleon and quark spins. In this work, the Sivers TMD PDF first k_T moment extraction is verified using the reprocessed 2010 data. Using the same method, we have extracted the $A_{LT}^{\cos(\phi_h-\phi_S)}$ P_T -weighted asymmetries, which are related to the first moment of the g_{1T}^\perp TMD PDF. This leading-twist distribution describes the correlation between the longitudinal polarization of a quark and the transverse spin of a nucleon. The first moment of the TMD PDF is evaluated for the first time for u and d quarks from COMPASS data.

1. Common Muon Proton Apparatus for Structure and Spectroscopy (COMPASS)

Located in the North Area of the SPS at CERN, COMPASS is a high energy physics experiment and one of its main goals is to explore the transverse spin structure of the nucleon by measuring nucleon spin dependent azimuthal asymmetries in semi-inclusive deep inelastic scattering (SIDIS). In 2010 COMPASS measured the complete set of SIDIS transverse-spin-dependent asymmetries (TSAs), using a longitudinally polarized muon beam striking a transversely polarized NH_3 target. Particular attention was given to the study of hadron transverse momentum P_T -weighted Sivers asymmetry which is used to extract first transverse moments of the Sivers TMD PDF.

2. Muon 2010 Experimental Setup

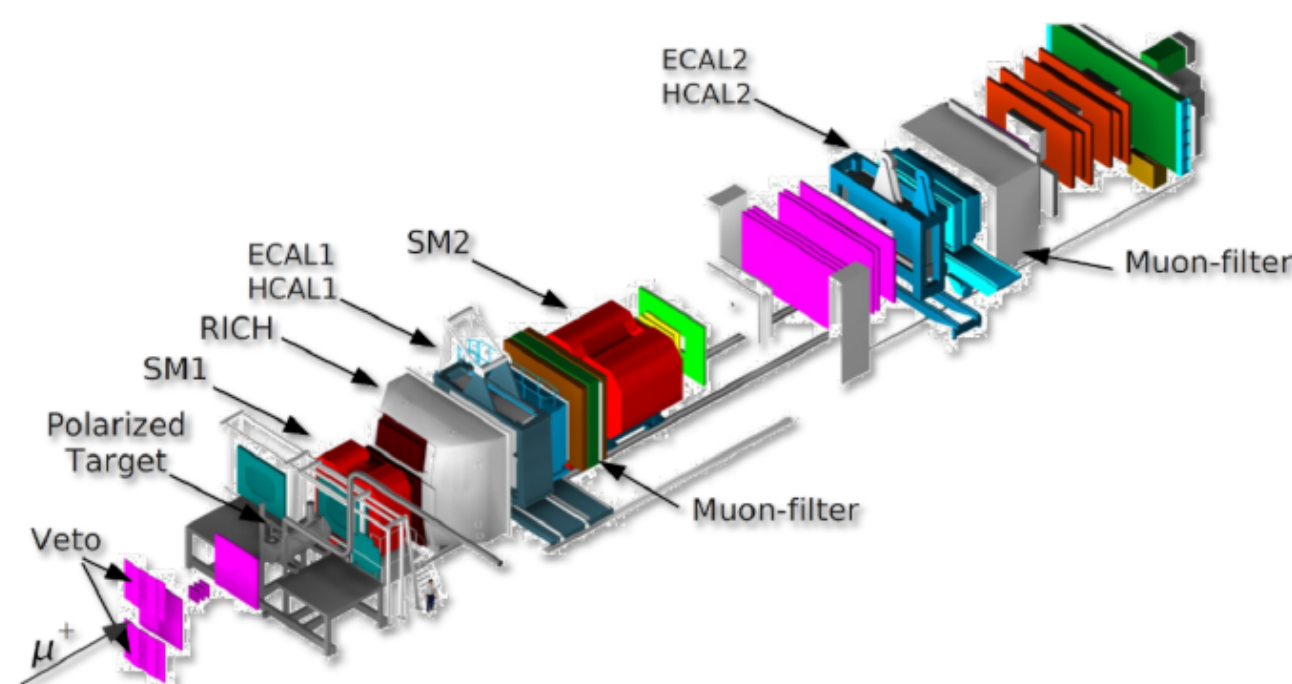


Figure 1: Two stage spectrometer setup for Muon 2010 Run

The data was taken with a longitudinally polarized muon beam and a transversely polarized solid NH_3 target, cooled to 0.6 mK. The two stage spectrometer was entirely downstream of the target, primarily detecting pions and kaons.

3. Parton Distribution Functions

According to Quantum Chromodynamics (QCD), the theory of strong interactions, the transverse-momentum-dependent (TMD) parton distribution functions (PDFs) play a crucial role in the theoretical description of high energy reactions, as they describe the internal structure of hadrons, providing a three-dimensional picture of a fast moving nucleon in momentum space. For a polarized nucleon, within the *twist-2* approximation there are eight quark intrinsic transverse-momentum k_T -dependent (TMD) PDFs describing the distributions of longitudinal and transverse momenta of partons and their correlations with nucleon and quark polarizations.

4. Semi-Inclusive Deep Inelastic Scattering

In the semi-inclusive deep inelastic scattering process, a lepton scatters off a nucleon target, in leading order, approximated as a single photon exchange, with the photon having a virtuality Q^2 . The produced hadrons are also required to have a transverse momentum to be much lower than Q . This process probes the structure of the nucleon through the TMD PDFs by measuring the nucleon spin dependent azimuthal asymmetries. Applying the so-called TMD factorization theorem to the SIDIS cross section, one can express the cross section as a convolution of scale-dependent TMD PDFs, perturbatively calculable hard-scattering partonic cross sections, and parton TMD fragmentation functions (FFs)(see [1, 2] and references therein).

5. Asymmetries Studied

This work is dedicated to the study of Sivers ($A_{UT}^{\sin(\phi_h-\phi_S)}$) [3] and the Kotzinian-Mulders ($A_{LT}^{\cos(\phi_h-\phi_S)}$) [4] asymmetries, where ϕ_h is the azimuthal angle of the hadron momentum, while ϕ_S defines the orientation of the nucleon spin (see Fig. 2). In the notation A_{BN}^W , B and N take on three values: U (Unpolarized), L (Longitudinally polarized), or T (Transversely polarized), describing the beam (B) and the nucleon (N) polarizations. The superscript represents the corresponding azimuthal modulation. The Sivers asymmetry, which is probed experimentally with an unpolarized lepton beam interacting with a transversely polarized nucleon, gives access to the Sivers TMD PDF describing the correlation between the parton intrinsic momentum and the nucleon spin. The $A_{LT}^{\cos(\phi_h-\phi_S)}$ term is extracted from measurements with a longitudinally polarized beam interacting with a transversely polarized nucleon and is related to the Worm-Gear TMD PDF, g_{1T}^\perp , which describes the correlation between the parton k_T and the nucleon spin when the parton is longitudinally polarized.

6. Sivers Transverse Moment Verification

The main project consisted of two parts, the first of which was a verification of the Sivers first transverse moment extraction by using reprocessed 2010 data, which has 10% more statistics than the original run, mostly from improved detector calibrations. The Sivers distribution (discussed more in Ref. [5]) describes the correlation of k_T for an unpolarized quark with the spin of a transversely polarized nucleon, and the first moments are extracted from the measurement of $A_{UT}^{\sin(\phi_h-\phi_S)}$, or Sivers, asymmetry (shown in Fig. 3). Using the equations derived in Ref. [5], the first transverse moments are presented in Fig. 4. The u -valence (u_V) distribution is clearly positive, while the d -valence (d_V) distribution is negative, however with larger uncertainties. The future COMPASS run in 2021 will use a deuteron target to improve the statistics on these measurements (mainly on d_V).

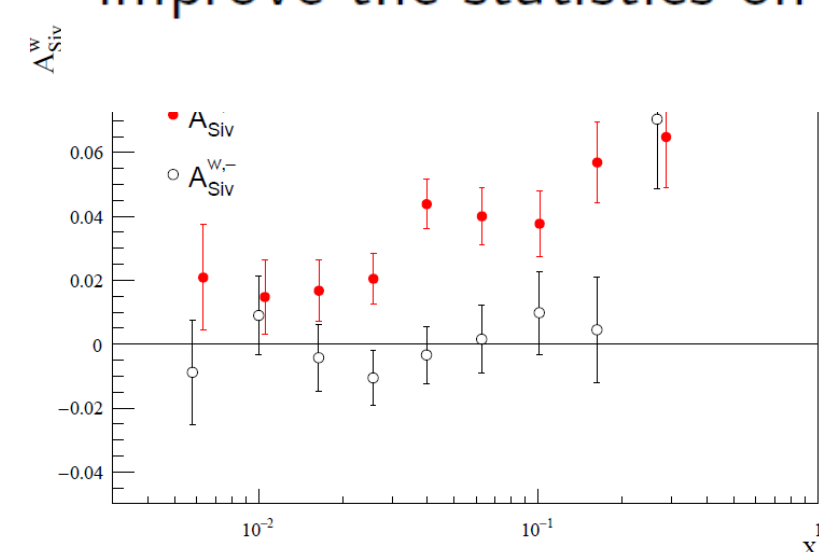


Figure 3: Sivers Asymmetry from reprocessed 2010 data

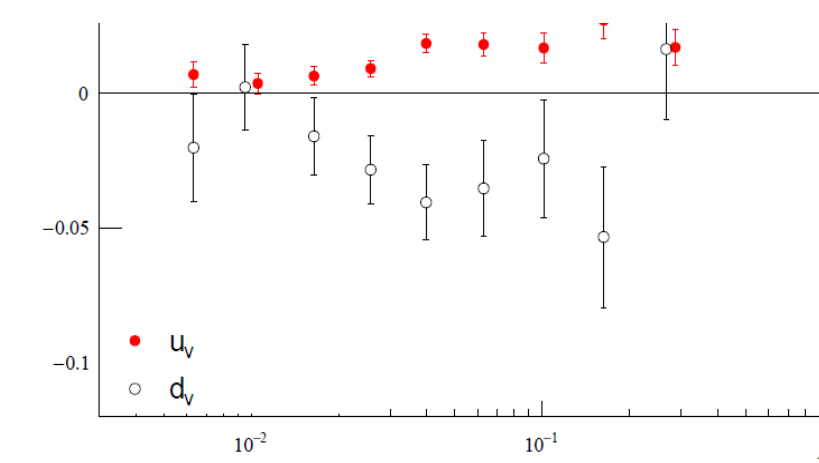


Figure 4: First transverse moment of Sivers distribution from reprocessed 2010 data

Acknowledgments. This work was supported by National Science Foundation grant, University of Michigan CERN REU, and the CERN Summer Student Program. I would also like to thank my supervisor, Dr. Bakur Parsamyan (CERN and INFN, Sezione di Torino)



7. Similarities Between Sivers and $A_{LT}^{\cos(\phi_h-\phi_S)}$ P_T -weighted Asymmetries

The formalism used to extract the Sivers first transverse moments can be used for the $g_{1T}^{\perp(1)}$ distribution because the structure functions and P_T -weighted asymmetries are similar. From Ref. [2, 6], the Sivers asymmetry is proportional to

$$F_{UT}^{\sin(\phi_h-\phi_S)} = C \left[-\frac{\hat{\mathbf{h}} \cdot \mathbf{k}_T}{M} f_{1T}^\perp D_1 \right], \quad (1)$$

while $A_{LT}^{\cos(\phi_h-\phi_S)}$ is proportional to

$$F_{LT}^{\cos(\phi_h-\phi_S)} = C \left[\frac{\hat{\mathbf{h}} \cdot \mathbf{k}_T}{M} g_{1T}^\perp D_1 \right]. \quad (2)$$

Looking at Eqs. (1),(2), it is clear how similar the two asymmetries are. This allows us to use the same derivation as in Ref. [5] to extract the first moments of g_{1T}^\perp .

8. $A_{LT}^{\cos(\phi_h-\phi_S)}$ P_T -weighted Asymmetry

Following the derivation in Ref. [5], replacing $f_{1T}^{\perp(1)q}$ with $g_{1T}^{\perp(1)q}$ we arrive at the expression (dropping the Q^2 dependence)

$$A_{LT}^W(x, z) = \frac{2 \sum_q e_q^2 x g_{1T}^{\perp(1)q}(x) D_1^q(z)}{\sum_q e_q^2 x f_1^q(x) D_1^q(z)}, \quad (3)$$

where $D_1^q(z)$ is the fragmentation function and $f_1^q(x)$ is the quark distribution, both integrated over the transverse momentum. The P_T -weighted asymmetries were extracted separately for positive and negative hadron production. The preliminary P_T -weighted asymmetries are plotted in Fig. 5. At larger x , the positive hadron P_T -weighted asymmetry has positive values. Overall, the $A_{LT}^{\cos(\phi_h-\phi_S)}$ P_T -weighted asymmetry values are much larger than the Sivers P_T -weighted asymmetry.

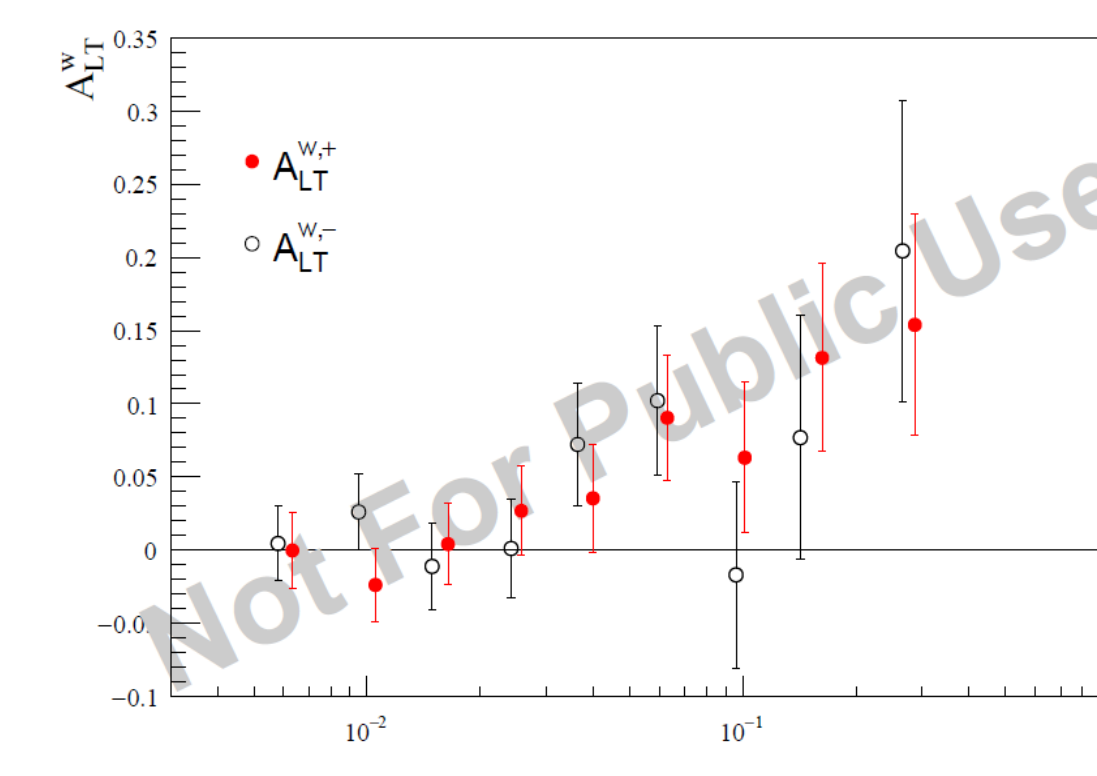


Figure 5: Preliminary $A_{LT}^{\cos(\phi_h-\phi_S)}$ P_T -weighted asymmetry values for u and d quarks.

References

- [1] John Collins. Foundations of perturbative QCD. *Cambr. Monogr. Part. Phys. Nucl. Phys. Cosmol.*, 32:1–624, 2011.
- [2] Alessandro Bacchetta, Markus Diehl, Klaus Goeke, Andreas Metz, Piet J. Mulders, and Marc Schlegel. Semi-inclusive deep inelastic scattering at small transverse momentum. *JHEP*, 02:093, 2007.
- [3] Dennis W. Sivers. Single Spin Production Asymmetries from the Hard Scattering of Point-Like Constituents. *Phys. Rev.*, D41:83, 1990.
- [4] A. Kotzinian, B. Parsamyan, and A. Prokudin. Predictions for double spin asymmetry A_{LT} in semi inclusive DIS. *Phys. Rev.*, D73:14017, 2006.
- [5] M. G. Alekseyev et al. Measurement of P_T -weighted Sivers asymmetries in leptonproduction of hadrons. *Nucl. Phys.*, B940:34–53, 2019.
- [6] R. Longo. Measurement of spin effects in the Drell-Yan process at the COMPASS experiment. PhD thesis, Università degli Studi di Torino, 2019.
- [7] Anna Martin, Franco Bradamante, and Vincenzo Barone. Direct extraction of the Sivers distributions from spin asymmetries in pion and kaon leptonproduction. *Phys. Rev.*, D95(9):094024, 2017.
- [8] H.L. Lai, J. Huston, S. Kuhlmann, J. Morfin, F. Olness, J.F. Owens, J. Pumplin, and W.K. Tung. Global qcd analysis of parton structure of the nucleon: Cteq parton distributions. *The European Physical Journal C - Particles and Fields*, 12(3):375–392, Feb 2000.
- [9] Daniel de Florian, Rodolfo Sassot, and Marco Stratmann. Global analysis of fragmentation functions for protons and charged hadrons. *Phys. Rev. D*, 76:074033, Oct 2007.
- [10] Andy Buckley, James Ferrando, Stephen Lloyd, Karl Nordström, Ben Page, Martin Rfenacht, Marek Schönherr, and Graeme Watt. LHAPDF6: parton density access in the LHC precision era. *Eur. Phys. J.*, C75:132, 2015.
- [11] Rene Brun and Fons Rademakers. ROOT: An Object Oriented Data Analysis Framework. *Nucl.Inst. & Meth. in Phys. Res. A*, 1996.
- [12] Stefan Kretzer, Elliott Leader, and Ekaterina Christova. Fragmentation functions from semiinclusive DIS pion production and implications for the polarized parton densities. *Eur. Phys. J.*, C22:269–276, 2001.

9. Point-by-Point Extraction of First Transverse Moments

The P_T -weighted asymmetries were used to extract the first transverse moment of the polarized PDF. The asymmetries of Eq. (3) integrated over z produce the relation

$$A_{LT}^W(x) = \frac{2 \sum_q e_q^2 x g_{1T}^{\perp(1)q}(x) \bar{D}_1^q}{\sum_q e_q^2 x f_1^q(x) \bar{D}_1^q}, \quad (4)$$

where

$$\bar{D}_1^q = \int_{0.2}^1 dz D_1^q(z). \quad (5)$$

Since the fragmentation functions are evaluated over positive and negative hadrons separately, there are two sets of P_T -weighted asymmetries. Omitting the sea-quark distributions (shown to be negligible [7]), the P_T -weighted asymmetries can be expressed in the following equations.

Essential equations

P_T -weighted Asymmetries:

$$A_{LT}^{w,\pm} = 2 \frac{4x g_{1T}^{\perp(1)u_V}(x) \bar{D}_1^{u,\pm} + x g_{1T}^{\perp(1)d_V}(x) \bar{D}_1^{d,\pm}}{9 \sum_q e_q^2 x f_1^q(x) \bar{D}_1^{q,\pm}} \quad (6)$$

For simplicity, let

$$\delta^\pm \equiv 9 \sum_q e_q^2 x f_1^q(x) \bar{D}_1^{q,\pm}, \quad (7)$$

Valence distributions:

$$x g_{1T}^{\perp(1)u_V}(x) = \frac{1}{8} \frac{\delta^+ A_{LT}^{w,+} \bar{D}_1^{d,-} - \delta^- A_{LT}^{w,-} \bar{D}_1^{d,+}}{\bar{D}_1^{u,+} \bar{D}_1^{d,-} - \bar{D}_1^{d,+} \bar{D}_1^{u,-}} \quad (8)$$

$$x g_{1T}^{\perp(1)d_V}(x) = \frac{1}{2} \frac{\delta^- A_{LT}^{w,-} \bar{D}_1^{u,+} - \delta^+ A_{LT}^{w,+} \bar{D}_1^{u,-}}{\bar{D}_1^{u,+} \bar{D}_1^{d,-} - \bar{D}_1^{d,+} \bar{D}_1^{u,-}} \quad (9)$$

Using Eqs (8) and (9), the distribution can be calculated at each point. Using the CTEQ5d parametrization [8] for the distribution functions and the DSS-07 parametrization [9] for the fragmentation functions, the results for the positive P_T -weighted asymmetry as a function of x are displayed in Fig. 6, while the results for the negative P_T -weighted asymmetry as a function of x are in Fig. 7. The uncertainties in the first moments are calculated from the statistical errors of the measured P_T -weighted asymmetries, as in Ref. [5].

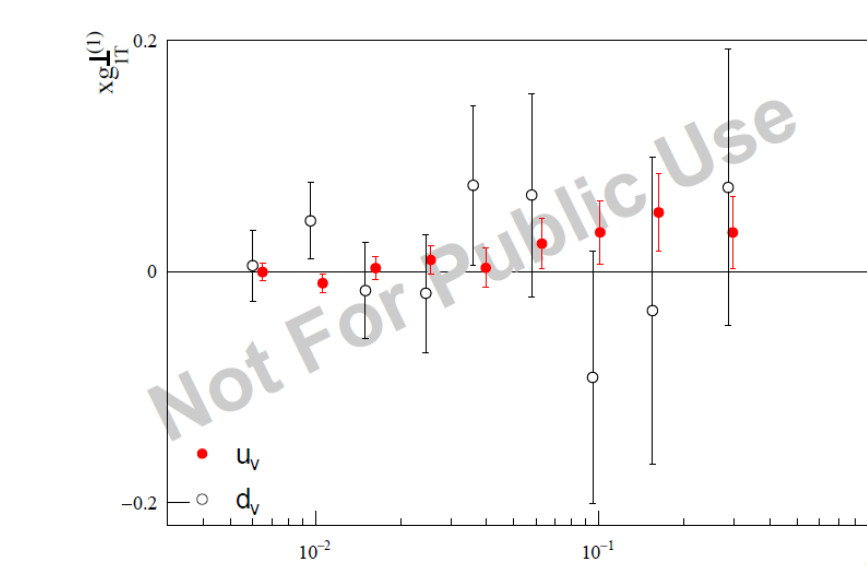


Figure 6: $x g_{1T}^{\perp(1)u_V}$ using the x, Q^2 -values associated with positive hadrons with $z > 0.2$, u in closed red dots and d in open black dots

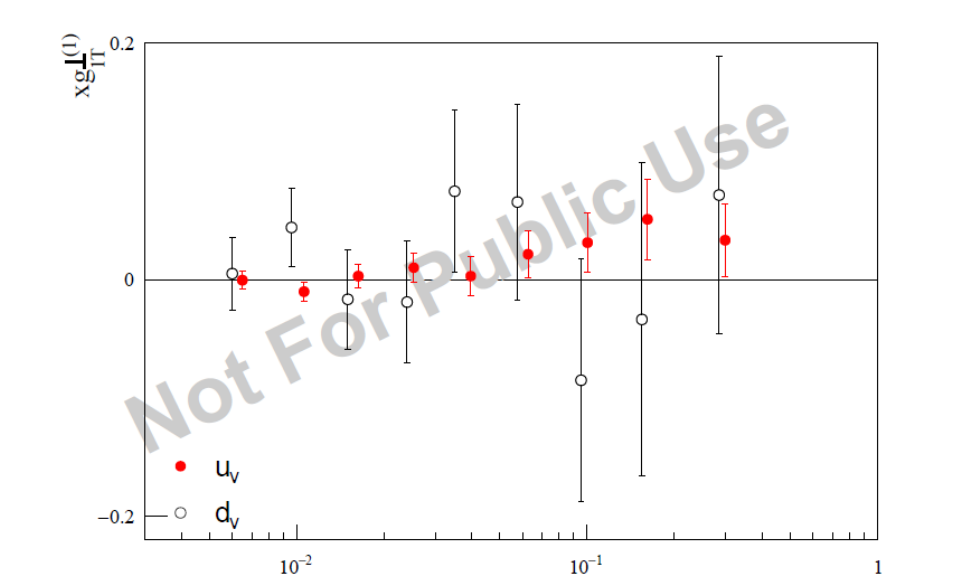


Figure 7: $x g_{1T}^{\perp(1)d_V}$ using the x, Q^2 -values associated with negative hadrons with $z > 0.2$, u in closed red dots and d in open black dots

10. Results and Further Work

This represents the first extraction of the first transverse moments of the $x g_{1T}^\perp$ distribution from COMPASS measurements of the $A_{LT}^{\cos(\phi_h-\phi_S)}$ P_T -weighted asymmetries, following the formalism used to extract first transverse moment of the Sivers TMD PDF. While for large x , the u_V first moments tend towards positive nonzero values, large errors prevent drawing any strong conclusions about the first moment for the d_V distribution from this data set. Future COMPASS runs, especially the COMPASS 2021 deuteron run, will improve on these results, both through better statistics and more data on the sea-quark distribution, which was neglected in this analysis.